

# MAXISEAL®




## Integral Washer System

**Maxiseal ... The premium sealing system for Teks® self-drilling, self-tapping fasteners.**










**1/4-14 x 7/8  
Teks 1  
Available  
with ABOT™  
(Anti-Backout Threadform)**



### Applications

-  Roof panel to purlin and wall panel to girt.
-  Stitching roof, wall, fascia, eave panels or gutter straps.
-  Roof and wall panel or accessories over blanket insulation to steel framing.
-  #17 diameter replacement for stripped #12 and 1/4 diameter fasteners.

### Product Features

-  Controls the EPDM rubber washer for improved in place appearance and increased washer life.
-  Seals when driven at an angle.
-  Optimum pullover resistance.
-  Hex washer head provides excellent driving stability.
-  Point has precise cutting edges to improve drill performance with less effort.
-  Non-walking point provides fast material engagement.
-  Point to thread design maximizes pullout performance and minimizes backout.
-  Drills and taps in the broadest range of applications.
-  Climaseal® finish provides excellent corrosion resistance and lower tapping torque.

### Product Specifications

<b>Diameter</b> .....	#10, #12, 1/4 and #17
<b>Thread Form</b> .....	10-16 12-14 1/4-14 17-14
<b>Head Style</b> .....	#10: 5/16" HWH #12: 5/16" HWH 1/4: 5/16" HWH and 3/8" HWH #17: 5/16" HWH
<b>Washer Style</b> .....	9/16" O.D. Integral System
<b>Drill Point</b> .....	Teks 1 Teks 2 Teks 3 Type AB sharp point
<b>Finish</b> .....	Climaseal
<b>Select Sizes</b>	Available with P <sup>3</sup> Powder Paint

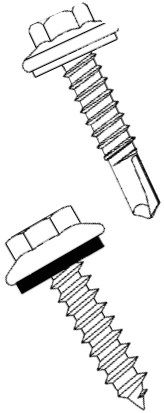
### Head Style



Maxiseal Head

# MAXISEAL® INTEGRAL WASHER SYSTEM

## Selector Guide



Part Number	Description	Head Style	Drill Point	Drill & Tap Capacity	Max. Material Attachment	Box Qty	Applications
1376000	10-16 x 3/4"	HWH	#3	.036-.175	.325	3,000	• Roof and wall panel to steel framing • Panel over insulation to steel framing
1023000	12-14 x 3/4"	HWH	#3	.036-.210	.260	3,000	
1026000	12-14 x 1"	HWH	#3	.036-.210	.490	2,500	
1029000	12-14 x 1-1/4"	HWH	#2	.036-.210	.560	2,500	
1428000	12-14 x 1-1/2"	HWH	#2	.036-.210	.790	2,000	
1389000	1/4-14 x 7/8"	HWH	#1	.018-.095	.320	3,000	• Stitching roof, wall, fascia, or eave panels
1044000	1/4-14 x 1"	*HWH	#3	.036-.210	.310	2,500	• Sheet or accessories with up to 6" blanket insulation to steel framing
1048000	1/4-14 x 1-1/2"	*HWH	#3	.036-.210	.810	2,000	
1018000	1/4-14 X 1-3/4"	**HWH	#3	.036-.210	1.060	1,500	
1063053	17-14 x 1"	**HWH	AB	-	.685	2,500	• Replacement screw for 12 and 1/4" diameter

\* 3/8" Across Flats \*\* 5/16" HWH

## Performance Data

PULLOUT VALUES (average lbs. ultimate)											
Fastener		Steel Gauge									
Dia.	Pt.	26	24	22	20	18	16	14	12	3/16	1/4
10	3	124	208	266	299	499	708	967	1474	3520	-
12	2	156	243	283	375	605	848	1181	1856	2998	-
	3	142	211	289	341	551	757	1063	1631	3485	-
	4	-	-	-	-	-	697	986	1532	3701	3844
	5	-	-	-	-	-	-	-	1527	4550	3999
1/4	1	208	329	428	562	800	1151	-	1877	3523	-
	3	141	231	293	346	613	880	1145	1716	-	-
	AB	235	365	496	597	702	926	1180	-	-	-
17	AB	225	261	350	442	553	752	1122	-	-	-

FASTENER VALUES			
Fastener (dia-tpi)	Tensile (lbs. min.)	Shear (avg. lbs. ult.)	Torque (min. in. lbs.)
10-16	1936	1400	61
12-14	2778	2000	92
12-24 T/4	3020	2100	100
12-24 T/5	2020	2100	100
1/4-14	4060	2600	150
17-14	5300	3200	180

SHEET STEEL GAUGES								
Gauge No.	26	24	22	20	18	16	14	12
Decimal Equivalent	.018"	.024"	.030"	.036"	.048"	.060"	.075"	.105"

SHEAR VALUES (average lbs. ultimate)										
Fastener		Steel Gauge (lapped)								
Dia.	Pt.	26	24	22	20	18	16	14	12	
10	3	-	445	526	728	1266	1540	1552	-	
12	2	365	600	623	898	1370	1758	2138	-	
	3	-	-	-	769	1358	1620	1970	1986	
	4	-	-	-	-	-	-	-	-	2048
	5	-	-	-	-	-	-	-	-	2650
1/4	1	511	849	885	1244	1765	-	-	-	
	3	-	-	-	930	1442	2100	2584	2650	
	AB	422	482	669	889	1157	-	-	-	
17	AB	459	745	989	958	1415	-	-		

The values listed are ultimate averages achieved under laboratory conditions and apply to Buildex manufactured fasteners only. Appropriate safety factors should be applied to these values for design purposes.

## Installation Guidelines

- A standard screwgun with a depth sensitive nosepiece should be used to install Tek's®. For optimal fastener performance, the screwgun should be a minimum of 6 amps and have an RPM range of 0-2500.
- Adjust the screwgun nosepiece to properly seat the fastener.
- New magnetic sockets must be correctly set before use. Remove chip build up as needed.

- Overdriving may result in torsional failure of the fastener or stripout of the substrate.
- The fastener must penetrate beyond the metal structure a minimum of 3 pitches of thread.

### Properly Seated Washers



700 High Grove Blvd  
 Glendale Heights, Illinois 60139  
 800-848-5611 Fax: 630-595-3549  
 www.itwbuildex.com

Tek's®, ABOT™, Maxiseal® and Climaseal® are trademarks of Illinois Tool Works, Inc.

© 2019 Illinois Tool Works, Inc.